

Dental Assisting

General Assessment Information

Blueprint Contents

| | |
|---|------------------------------------|
| General Assessment Information | Sample Written Items |
| Written Assessment Information | Performance Assessment Information |
| Specific Competencies Covered in the Test | Sample Performance Job |

Test Type: The Dental Assisting assessment is included in NOCTI's Teacher assessment battery. Teacher assessments measure an individual's technical knowledge and skills in a proctored proficiency examination format. These assessments are used in a large number of states as part of the teacher licensing and/or certification process, assessing competency in all aspects of a particular industry. NOCTI Teacher tests typically offer both a written and performance component that must be administered at a NOCTI-approved Area Test Center. Teacher assessments can be delivered in an online or paper/pencil format.

Revision Team: The assessment content is based on input from subject matter experts representing the state of Pennsylvania.



51.0601- Dental Assisting/Assistant



Career Cluster 8 - Health Science



31-9091.00
Dental Assistants

Written Assessment

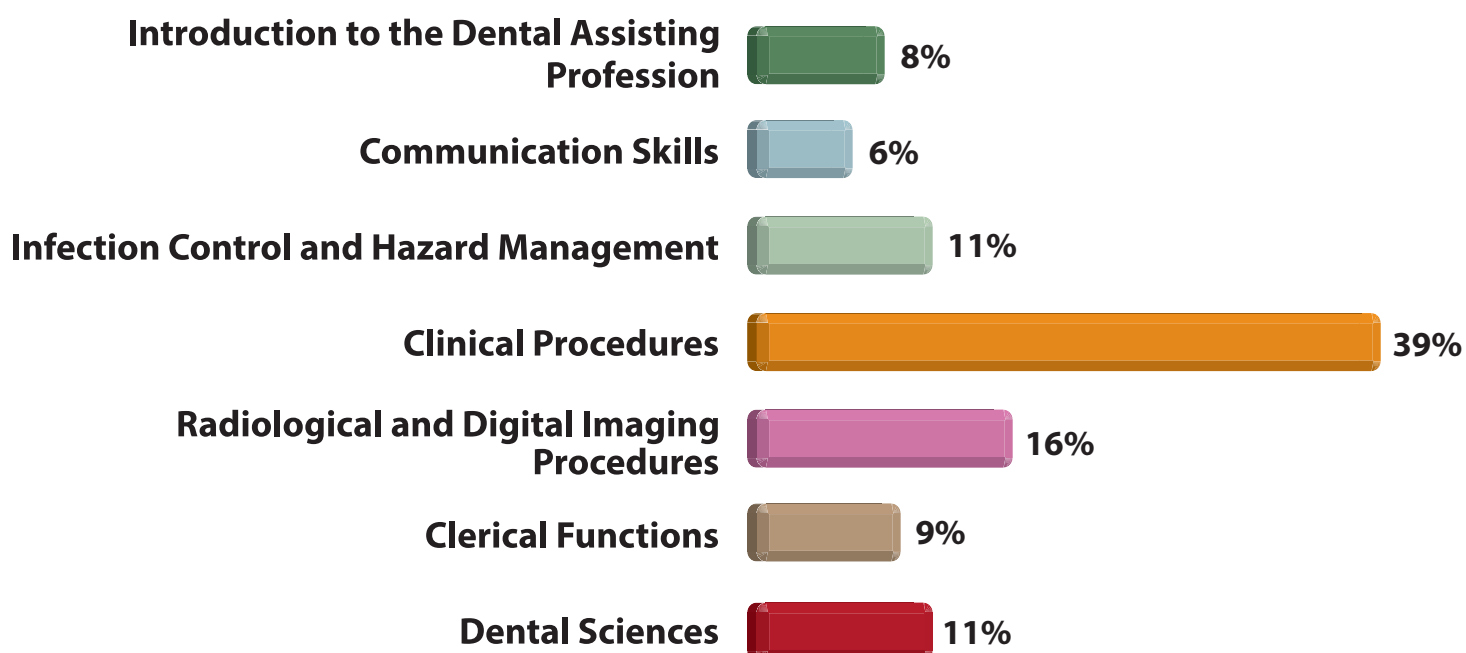
NOCTI written assessments consist of questions to measure an individual's factual theoretical knowledge.

Administration Time: 3 hours

Number of Questions: 199

Number of Sessions: This assessment may be administered in one, two, or three sessions.

Areas Covered



Specific Standards and Competencies Included in this Assessment

Introduction to the Dental Assisting Profession

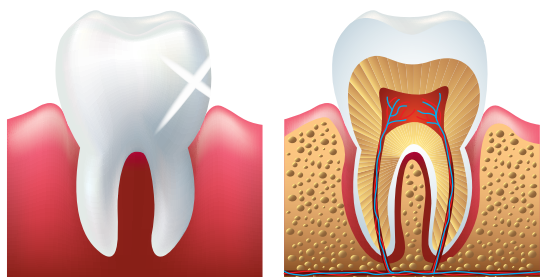
- Identify career roles, functions, obligations, and limitations of a dental assistant
- Identify professional organizations within the dental community
- Describe ethics and jurisprudence as they relate to the dental profession
- Identify the roles of the dental health care team
- Identify the major dental specialties

Communication Skills

- Communicate with patients, dental team members, other health professionals, and the public
- Create business documentation such as messages, letters, marketing, and patient education materials
- Obtain, update, and maintain current documentation of patient record, status, and treatment
- Maintain procedures for legal access to patient records according to HIPAA standards

Infection Control and Hazard Management

- Demonstrate basic first aid with regards to a hazardous/infectious exposure
- Dispose of waste and hazardous materials in compliance with federal regulations
- Maintain personal safety and hygiene according to CDC, EPA, and OSHA guidelines
- Demonstrate infection control procedures in the dental laboratory, clinic, and darkroom
- Maintain dental equipment, supplies, and work area according to federal guidelines
- Describe and maintain SDS manuals according to federal regulations



(Continued on the following page)

Specific Standards and Competencies (continued)

Clinical Procedures

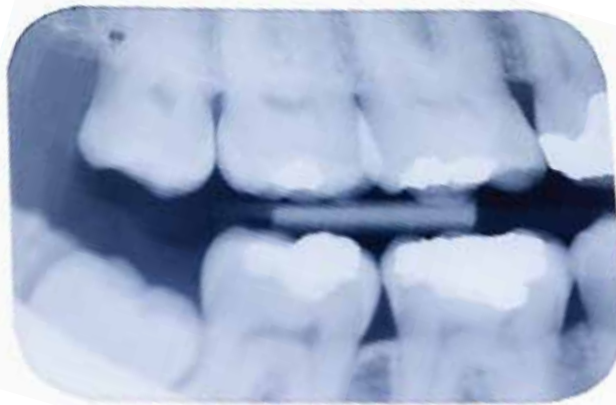
- Take alginate impressions
- Pour impressions; trim and articulate cast and models
- Seat and dismiss patient
- Obtain, measure, and record vital signs
- Chart oral condition as dictated by the dentist
- Instruct patient and family in oral health techniques and nutrition
- Maintain a clear field of vision for dental procedures
- Prepare and assist with armamentarium relating to composite resin and amalgam restorations
- Prepare and assist with application and removal of dental dam
- Prepare various temporary and permanent dental cements
- Describe procedures for chair side assisting in various dental specialties
- Prepare and assist with preventive procedures including fluorides and sealants
- Demonstrate instrument and material transfer
- Prepare and assist with administration of local and topical anesthesia
- Fabricate provisional coverage for crown and bridge (C&B)
- Prepare and mix various elastomeric impression materials for fixed and removable prosthetics
- Identify various dental instruments and tray set-ups
- Identify various hand pieces and associated rotary instruments
- Identify and assist with various types of medical and dental emergencies
- Demonstrate ergonomic positioning of the patient, dental team, and dental unit
- Provide patients with pre-treatment and post-treatment instruction and management

(Continued on the following page)

Specific Standards and Competencies (continued)

Radiological and Digital Imaging Procedures

- Mount and label dental radiograph
- Practice patient and operator safety measures for radiation
- Demonstrate infection control protocol specific to radiologic procedures
- Maintain quality assurance specific to radiologic procedures, solutions, film, and equipment
- Demonstrate appropriate techniques for film and/or digital imagery placement and exposure
- Expose diagnostic quality intraoral radiograph using parallel or bisecting techniques
- Identify, select, and assemble radiographic equipment used in extraoral and intraoral procedures
- Differentiate between the normal and abnormal appearance of tooth structure, and supporting structures
- Identify function and appropriate use of intraoral cameras



(Continued on the following page)

Specific Standards and Competencies (continued)

Clerical Functions

- Schedule and maintain appointment book, utilizing an active recall system
- File and maintain charting system
- Maintain patient financial records and accounts receivable and payable
- Identify components of dental insurance claim forms
- Process and maintain inventory control systems
- Demonstrate basic computer skills appropriate to a dental office

Dental Sciences

- Describe major components of general human anatomy
- Describe head and neck anatomy (muscles, cranial nerves, facial and cranial bones)
- Name and identify the location of teeth and their surfaces
- Describe the tissues of the tooth, functions, and landmarks of the oral cavity
- Describe oral health and nutrition
- Define numbering systems of permanent and primary dentitions



Sample Questions

A patient's medical history is updated

- A. at every visit
- B. as needed
- C. every six months
- D. annually

To prevent air bubbles in a model or cast, use

- A. a higher water/powder ratio
- B. warm water
- C. boxing techniques
- D. a laboratory vibrator

Dental ethics are standards that influence

- A. economics
- B. obligation
- C. punishment
- D. behavior

Consumable dental supplies are the supplies that

- A. must be reordered regularly
- B. are used occasionally throughout the year
- C. wear out through use
- D. must be autoclaved

To examine the apex of a tooth, use which type of x-ray film?

- A. periapical
- B. panoramic
- C. occlusal
- D. bitewing

Performance Assessment

NOCTI performance assessments allow individuals to demonstrate their acquired skills by completing actual jobs using the tools, materials, machines, and equipment related to the technical area.

Administration Time: 1 hour and 40 minutes

Number of Jobs: 6

Areas Covered:

19% Procedure 1 – Prepare Instruments for Autoclaving

Participant will assemble materials and equipment necessary to prepare instruments for autoclaving following the correct safety and sanitation procedures.

12% Procedure 2 – Assemble Equipment to Expose Radiographic Film

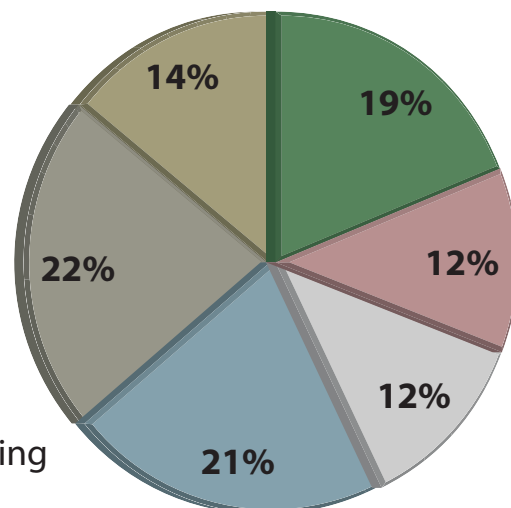
Participant will assemble radiographic equipment in order to ensure accurate film and tube placement when exposing x-rays.

12% Procedure 3 – Mount Full Series Radiographs

Participant will be given a full series of radiographs and will be required to mount the radiographs for viewing from the labial view.

21% Procedure 4 – Assemble and Disassemble Aspirating Syringe

Participant will properly assemble and disassemble an aspirating syringe in preparation for injection following the correct safety and sanitation procedures. The participant will remove and properly dispose of the needle and cartridge.



(Continued on the following page)

Areas Covered (continued)

22% Procedure 5 – Take a Single Mandibular Alginate Impression

Participant will properly assemble the appropriate armamentarium and make the impression following the correct safety and sanitation procedures.

14% Procedure 6 – Prepare Class III (Anterior) Composite Instrument Tray

Participant will choose the appropriate instruments and armamentarium for a composite restoration following the correct safety and sanitation procedures.

Sample Job

Procedure 1 – Prepare Instruments for Autoclaving

Maximum Time: 15 minutes

Participant Activity: The test participant will assemble materials and equipment necessary to prepare instruments for autoclaving following the steps provided.

